

Reaching the Student Information System ([SIS](#)) is easy. You can access it via one of two methods:

1. [VVS Website \(recommended\)](#)
2. [Student Information System \(SIS\)](#)

Note: The first method is recommended because it provides access to the latest news about system and course updates.

Note: SIS works best with [Google Chrome](#). Please download it, install it, and use it for the best possible viewing experience.

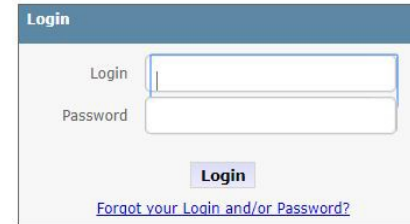
To Log in through the VVS Website:

1. Go to the VVS Website: <https://www.vvschool.ca>
2. Click [Student & Parent Info](#) in the upper-right corner of the page.



3. Select [Course Login](#) and select Student Information System Login, and you will be taken to the SIS Dashboard.

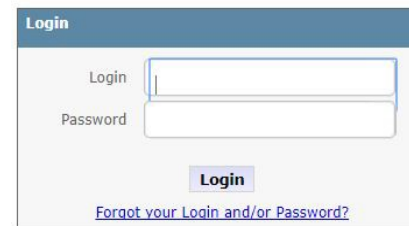
4. Enter your assigned username and password. (This is sent to your email address you provided on the registration form.)

A screenshot of a login form titled 'Login'. It has two input fields: 'Login' and 'Password'. Below the fields is a blue 'Login' button. At the bottom, there is a blue link that says 'Forgot your Login and/or Password?'.

5. NOTE: Once you've logged in, you can change your password at any time. See the **To Reset your Password** section below for further information.

To Log in through SIS:

1. Go to [SIS](#)
2. Enter your assigned username and password. (This is sent to your email address you provided on the registration form.)

A screenshot of a login form titled 'Login'. It has two input fields: 'Login' and 'Password'. Below the fields is a blue 'Login' button. At the bottom, there is a blue link that says 'Forgot your Login and/or Password?'.

Note: Once you've logged in, you can change your password at any time. See the To Reset your Password section for further information.

To Reset your Password

By default, your login information will be provided to you in an email. Once you've logged in to [SIS](#) for the first time, you can make changes to your password by following these steps:

1. From the main menu, select the **Edit Account** option.



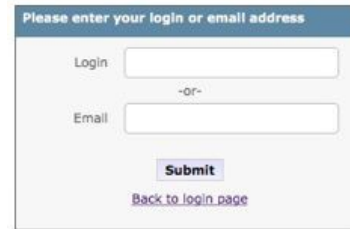
2. Enter your old password in the **Old Password** field.

3. Enter your new password in the **New Password** field.



4. Re-enter your new password in the **Confirm Password** field.

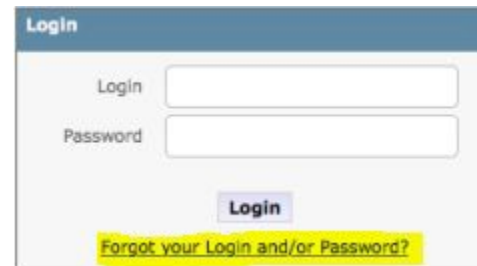
5. Click **Save**. Use your new password for subsequent logins.



To Retrieve your Username and Password

If you have forgotten your username or password, you can retrieve it by following these steps:

1. Go to the [SIS](https://vv-sis.phrd.ab.ca/) login page at <https://vv-sis.phrd.ab.ca/> and click **Forgot your Login and/or Password?**



2. Enter your username or email address into the respective fields and click **Submit**. Your login information will be emailed to you.

Contact

If at any time you have questions, please contact us at 1-855-974-5333 Ext. 5317 or wsupport@phrd.ab.ca.